

TKMS



SEA CLASS

SEA Class Workboats
July 2025



ATLAS UK



PRODUCT OVERVIEW

SEA Class Workboats



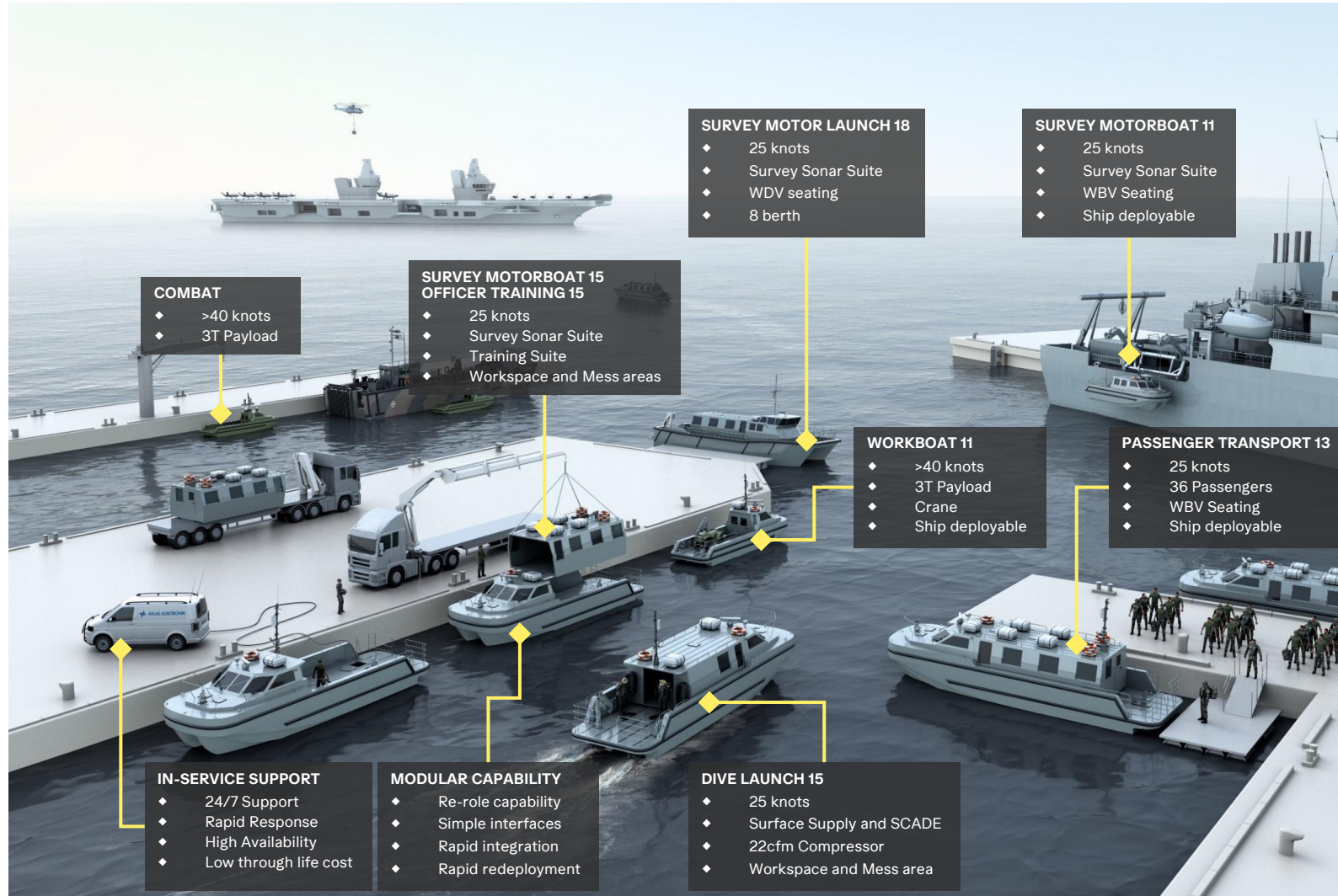
- Product Overview
- System Components
- Key Features
- Functionality
- Performance
- Product Options
- In-Service Support
- Contact

PRODUCT OVERVIEW

- ◆ Highly flexible, innovative range of maritime capabilities
- ◆ Modular and reconfigurable for:
 - ◆ Logistics
 - ◆ Diving training and operations
 - ◆ Officer training
 - ◆ Hydrographic survey
 - ◆ Passenger transport
- ◆ Fully compatible with other AEUK systems:
 - ◆ ATLAS autonomy engine
 - ◆ Anti-Submarine Warfare (ASW)
 - ◆ Towed side-scan sonar
 - ◆ Mine sweeping and disposal, UUV launch and recovery



PRODUCT OVERVIEW





SYSTEM COMPONENTS

SEA Class Workboats



- Product Overview
- System Components**
- Key Features
- Functionality
- Performance
- Product Options
- In-Service Support
- Contact



SYSTEM COMPONENTS

Production moulded GRP hull and superstructure:
Ultimate repeatability

Yanmar engines supplied by EP Barrus:
Proven performance and reliability

Hamilton waterjet propulsion:
For safety and shallow water operations

Blue arrow control:
Ultimate handling and manoeuvrability

Shock mitigation seating:
Reduces crew fatigue

Fully integrated navigation suite:
Fully IMO compliant

Bunks, heads and galley:
For extended missions

Henriksen hooks:
Twin davit deployment



KEY FEATURES

SEA Class Workboats



- Product Overview
- System Components
- Key Features**
- Functionality
- Performance
- Product Options
- In-Service Support
- Contact

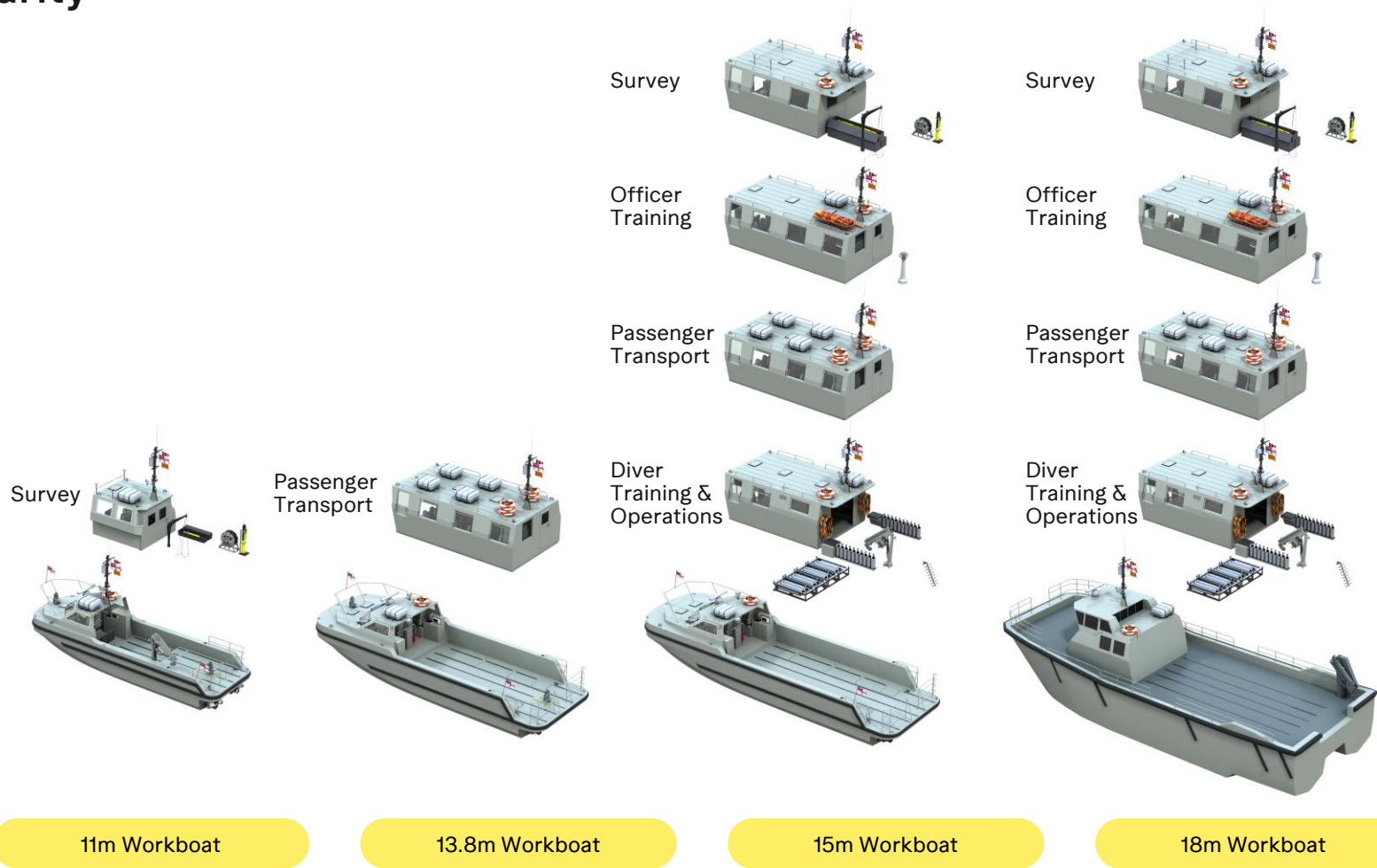
KEY FEATURES

- ◆ Full operational capability in sea state 4
- ◆ Speed in excess of 25 knots
- ◆ DNV GL approval
- ◆ IMO compliant navigation suite
- ◆ Whole body vibration seating solution
- ◆ 24-hour endurance
- ◆ USV autonomy engine compatibility
- ◆ MCA category 2, 60-mile code of practice
- ◆ Ability to operate in shallow waters
- ◆ Yanmar / Hamilton-Jet propulsion for ultimate reliability
- ◆ Blue Arrow control for ultimate manoeuvrability



KEY FEATURES

SEA Class Modularity



PRODUCT BENEFITS

- ◆ Reduced through life costs
- ◆ Commonality for reduced spares, maintenance and training
- ◆ Increased operational flexibility
- ◆ Re-rolling vessel according to needs or availability
- ◆ Multiple mission module options
- ◆ Re-purpose as USVs in time of need
- ◆ Adding new capability is simpler
- ◆ Reduced training burden
- ◆ High tempo operations
- ◆ Greater flexibility for concurrent operations
- ◆ Common interfaces permits rapid re-rolling / change of use
- ◆ Rapidly deployable to area of operation on demand





FUNCTIONALITY

SEA Class Workboats



- Product Overview
- System Components
- Key Features
- Functionality**
- Performance
- Product Options
- In-Service Support
- Contact

FUNCTIONALITY

- ◆ Combat support boats
- ◆ Police launch and escort boats
- ◆ Coastal security and border control boats
- ◆ Anti piracy and anti smuggling boats
- ◆ Special forces
- ◆ Upgrades available to provide autonomous capability



FUNCTIONALITY

- ◆ Turnkey boat and handling systems available
- ◆ “Over the side” deployment using twin davit system
- ◆ “Stern entry” deployment using stern retrieval systems



Twin davit system by Vestdavit



Slipway system by Palfinger Marine Norway



PERFORMANCE

SEA Class Workboats

5

Product Overview

System Components

Key Features

Functionality

Performance

Product Options

In-Service Support

Contact



PERFORMANCE

SEA Class 11 Specification

LOA	11m	Hydraulic crane
Length waterline (half load)	9.98m	Crew / transit seating
Beam maximum	3.35m	Passenger seating
Displacement (lightship)	8,540kg	Berths
Draught (lightship)	0.55m	
Displacement (full load)	14,600kg	
Draught (full load)	0.75m	
Overall height (mast lowered)	3.45m	
Air draught (lightship)	4.9m	
Speed	30 knots	
Operational sea state	4	

[Product Overview](#)
[System Components](#)
[Key Features](#)
[Functionality](#)
[Performance](#)
[Product Options](#)
[In-Service Support](#)
[Contact](#)



PERFORMANCE

SEA Class 13 Specification

LOA	13.8m	Davit	1
Length waterline (half load)	12.4m	Crew / Seating	4
Beam maximum	4.4m	Berths	4
Displacement (lightship)	10,040kg	Toilets / Showers	2
Draught (lightship)	0.52m	Galley	1
Displacement (full load)	18,500kg		
Draught (full load)	0.75m	(PTB) Passenger	36
Overall height (mast lowered)	3.99m		
Air draught (lightship)	5.58m		
Speed	25 knots		
Operational sea state	4		

[Product Overview](#)
[System Components](#)
[Key Features](#)
[Functionality](#)
[Performance](#)
[Product Options](#)
[In-Service Support](#)
[Contact](#)



PERFORMANCE

SEA Class 15 Specification

LOA	15m	Davit	1
Length waterline (half load)	13.6m	Crew / Seating	4
Beam maximum	4.4m	Berths	4
Displacement (lightship)	12,300kg	Toilets / Showers	2
Draught (lightship)	0.55m	Galley	1
Displacement (full load)	22,000kg		
Draught (full load)	0.75m	(OTB) Seating & Accommodation	12
Overall height (mast lowered)	3.99m	(PTB) Passenger Transport	36
Air draught (lightship)	5.58m	(DSB) Dive Variant Crew	10
Speed	25 knots		
Operational sea state	4		

[Product Overview](#)
[System Components](#)
[Key Features](#)
[Functionality](#)
[Performance](#)
[Product Options](#)
[In-Service Support](#)
[Contact](#)



PERFORMANCE

SEA Class 18 Specification

LOA	18m	Hydraulic crane	1
Length waterline (half load)	16m	Crew / transit seating	4
Beam maximum	6.2m	Passenger seating	0
Displacement (lightship)	33,000kg	Berths	6
Draught (lightship)	1.3m	Toilets / shower	3
Displacement (full load)	38,000kg	Galley	1
Draught (full load)	1.35m		
Overall height (mast lowered)			
Air draught (lightship)			
Speed	25 knots		
Operational sea state	4		

[Product Overview](#)
[System Components](#)
[Key Features](#)
[Functionality](#)
[Performance](#)
[Product Options](#)
[In-Service Support](#)
[Contact](#)



PRODUCT OPTIONS

SEA Class Workboats

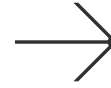
6

- Product Overview
- System Components
- Key Features
- Functionality
- Performance
- Product Options
- In-Service Support
- Contact




PRODUCT OPTIONS

11m Workboat
11m Survey Motorboat




13.8m Workboat
13.8m Passenger Transport Boat (PTB)





15m Workboat
15m Diving Training and Operations
15m Officer Training
15m Survey Motorboat



18m Survey Launch



PRODUCT OPTIONS: SEA CLASS 11 WORKBOAT



Product Overview

System Components

Key Features

Functionality

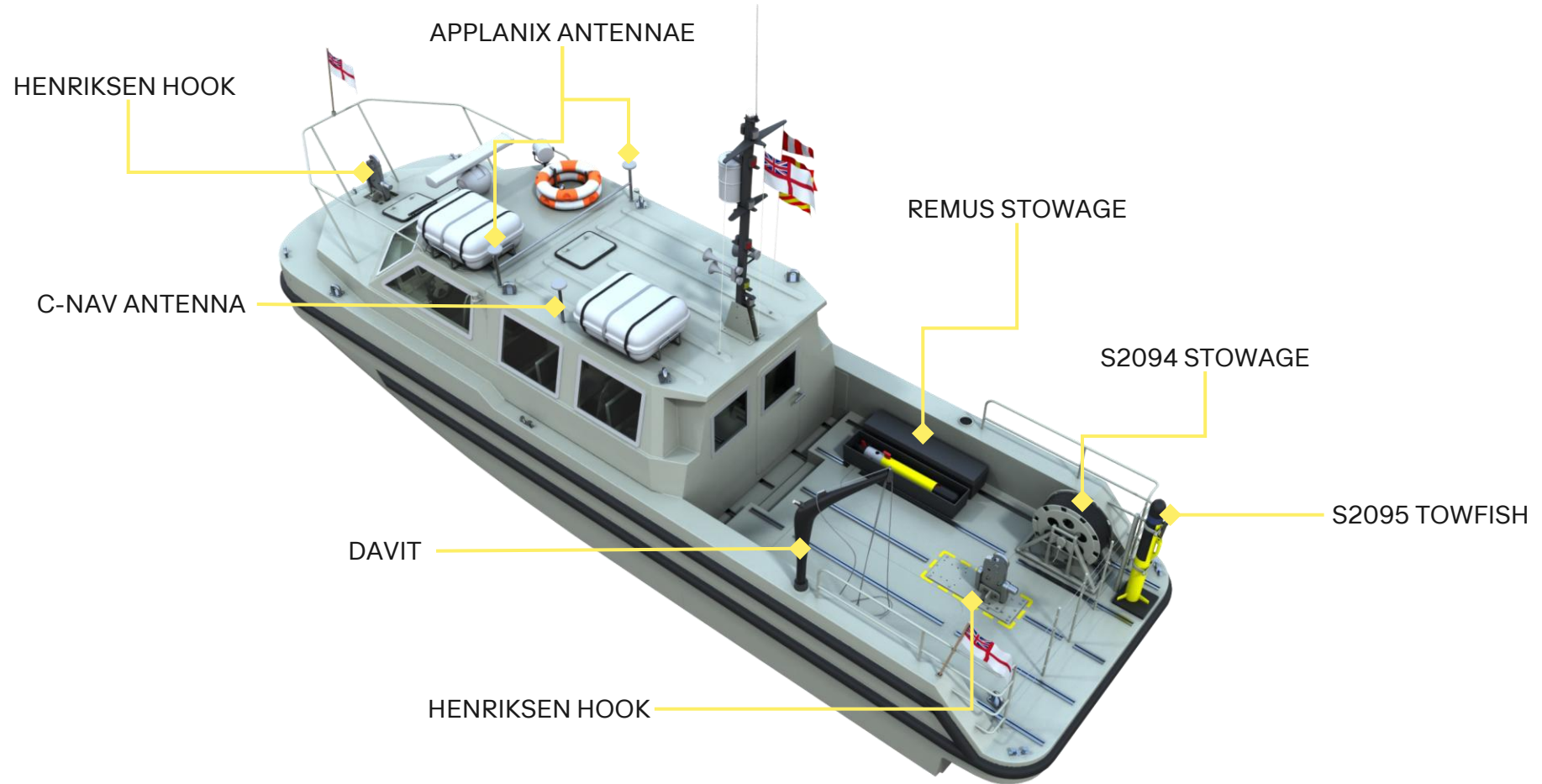
Performance

Product Options

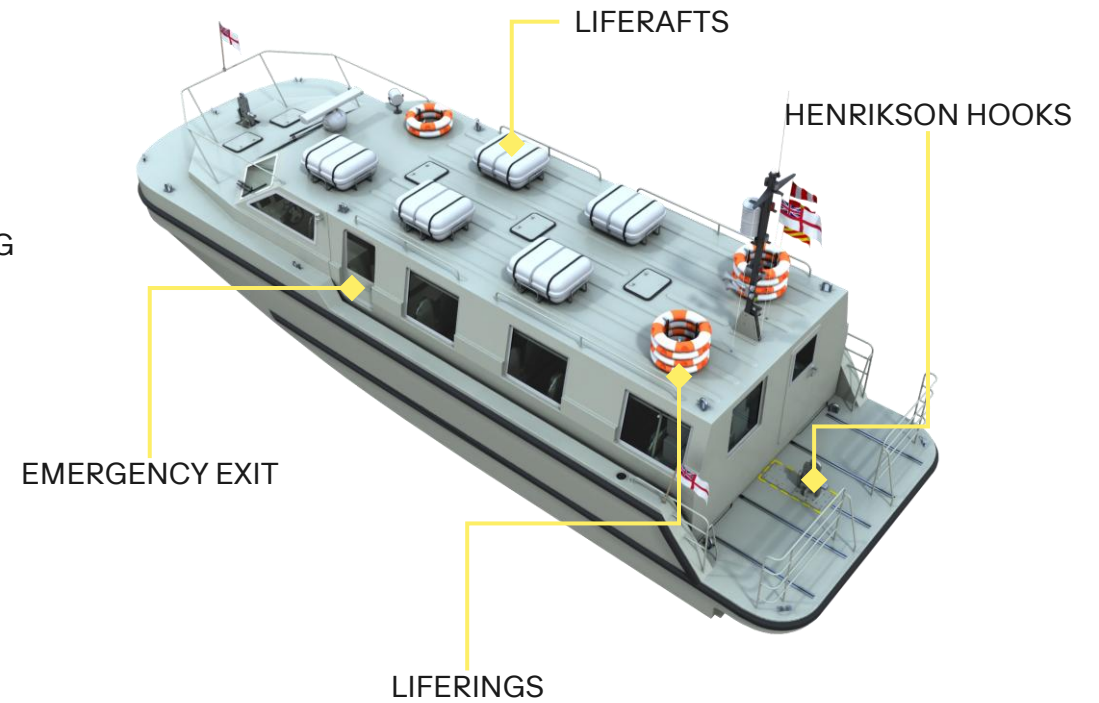
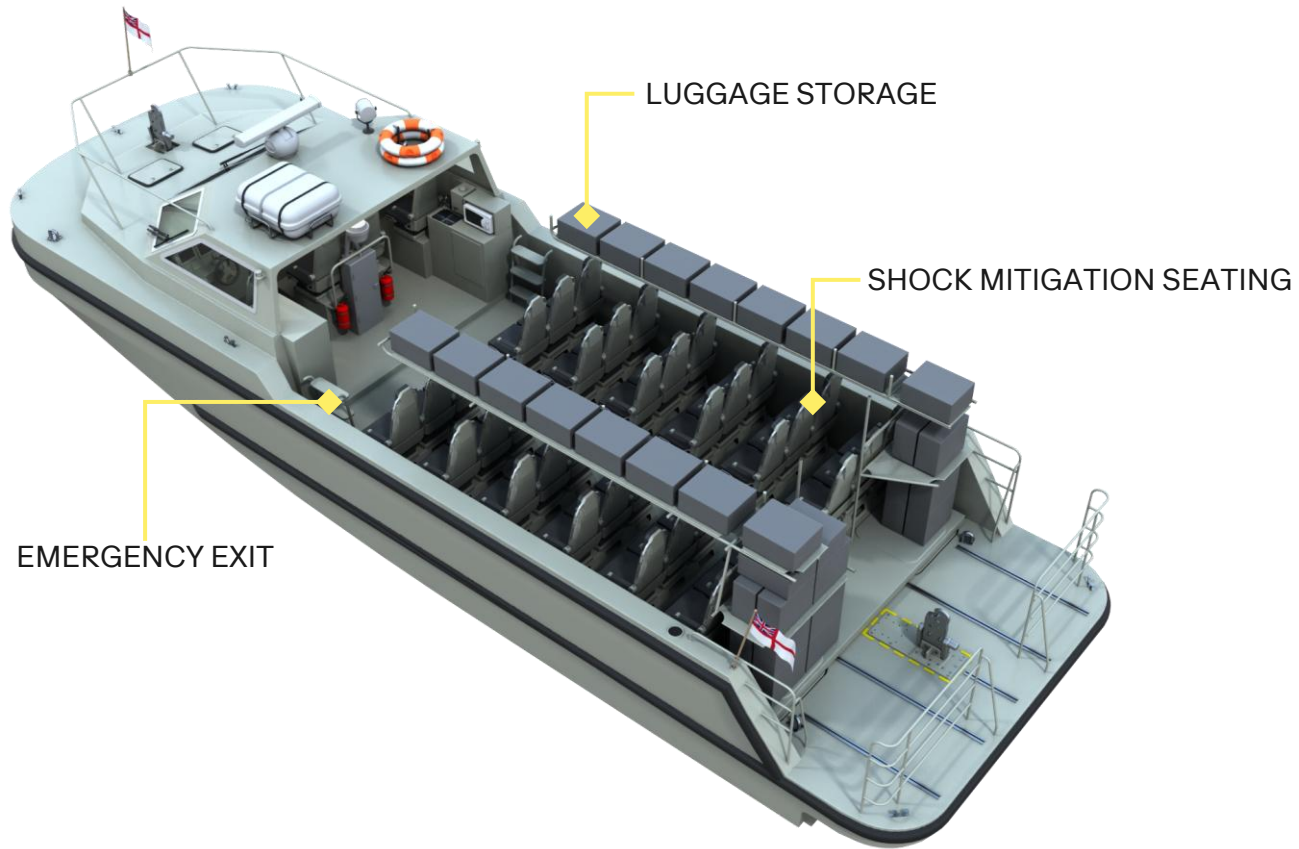
In-Service Support

Contact

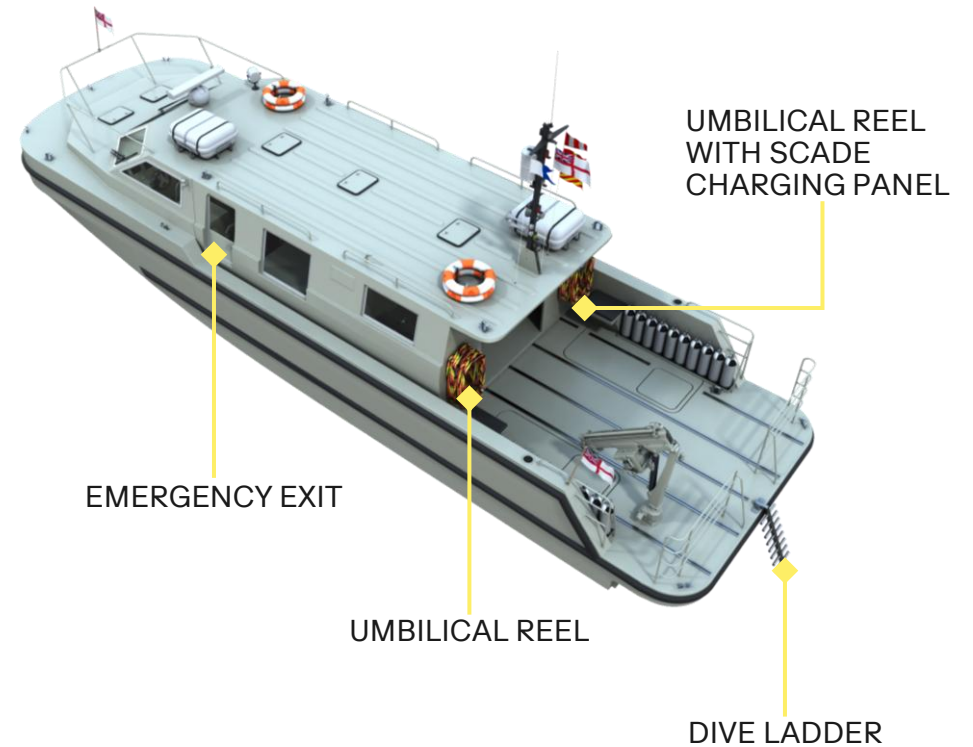
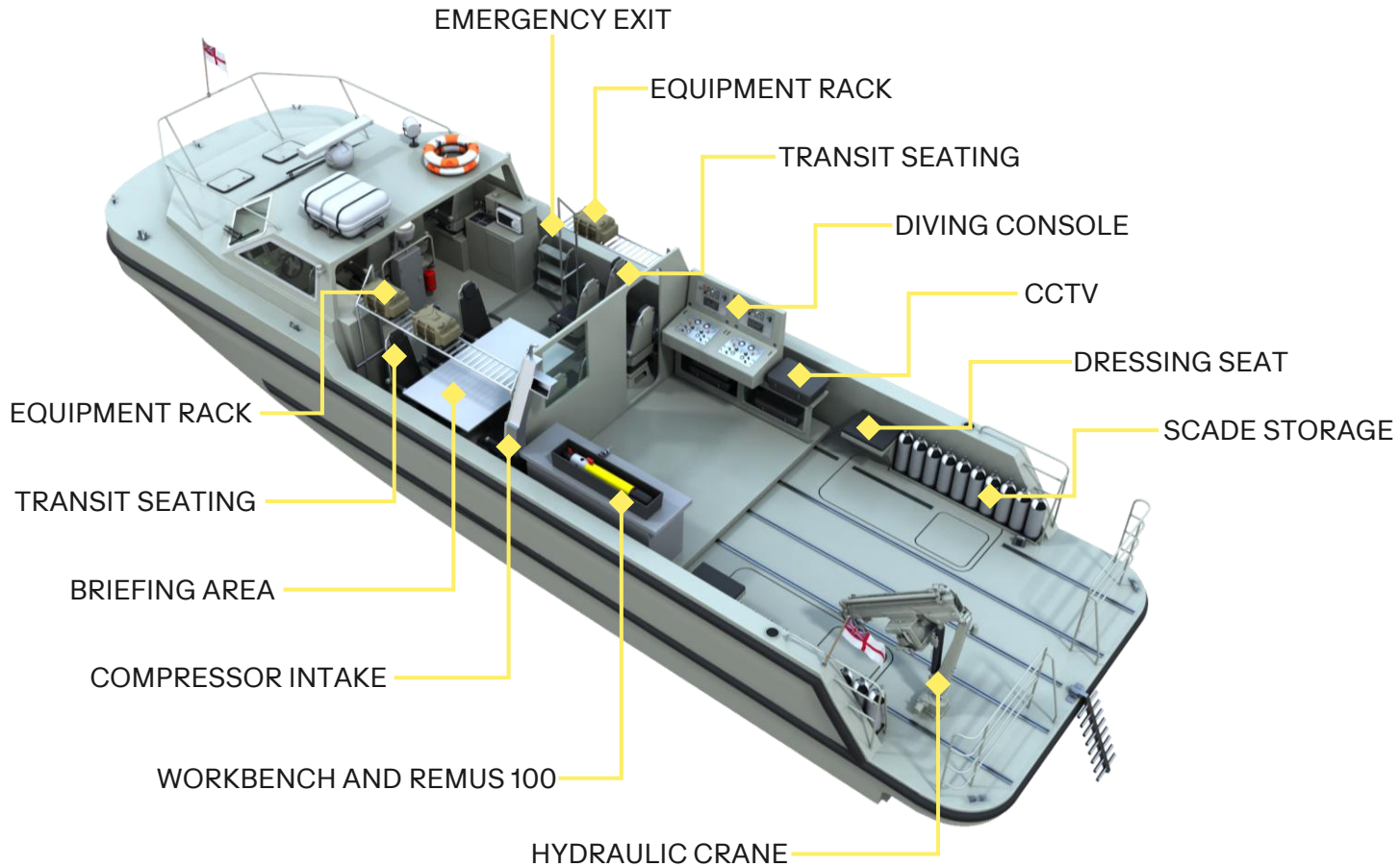
PRODUCT OPTIONS: SEA CLASS 11 SURVEY MOTORBOAT



PRODUCT OPTIONS: SEA CLASS 13 PASSENGER TRANSPORT BOAT (PTB)



PRODUCT OPTIONS: SEA CLASS 15 DIVING TRAINING AND OPERATIONS



Product Overview

System Components

Key Features

Functionality

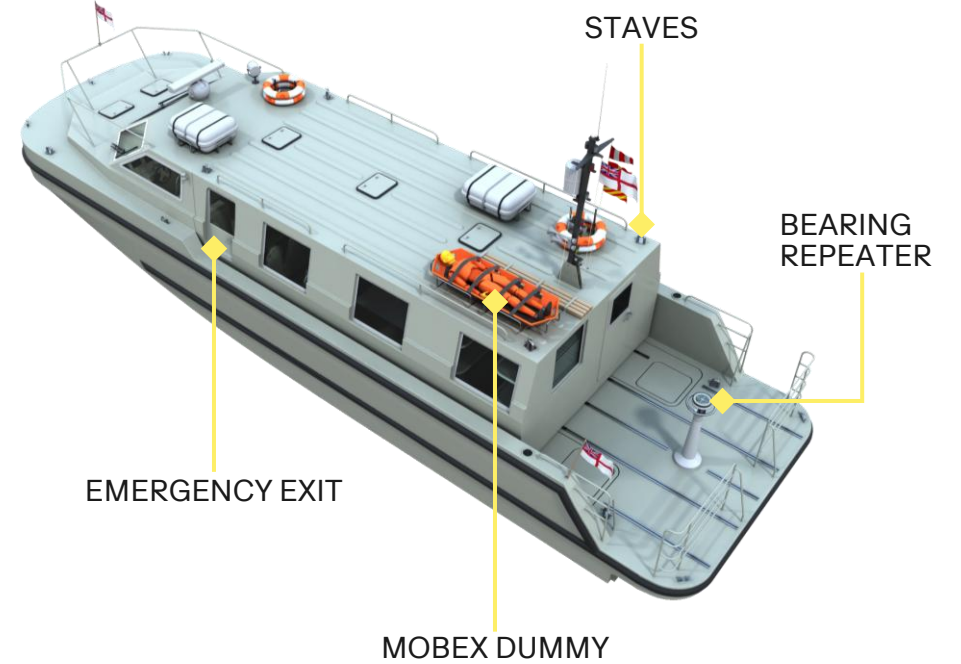

Performance

Product Options

In-Service Support

Contact

PRODUCT OPTIONS: SEA CLASS 15 OFFICER TRAINING MODULE



Product Overview

System Components

Key Features

Functionality

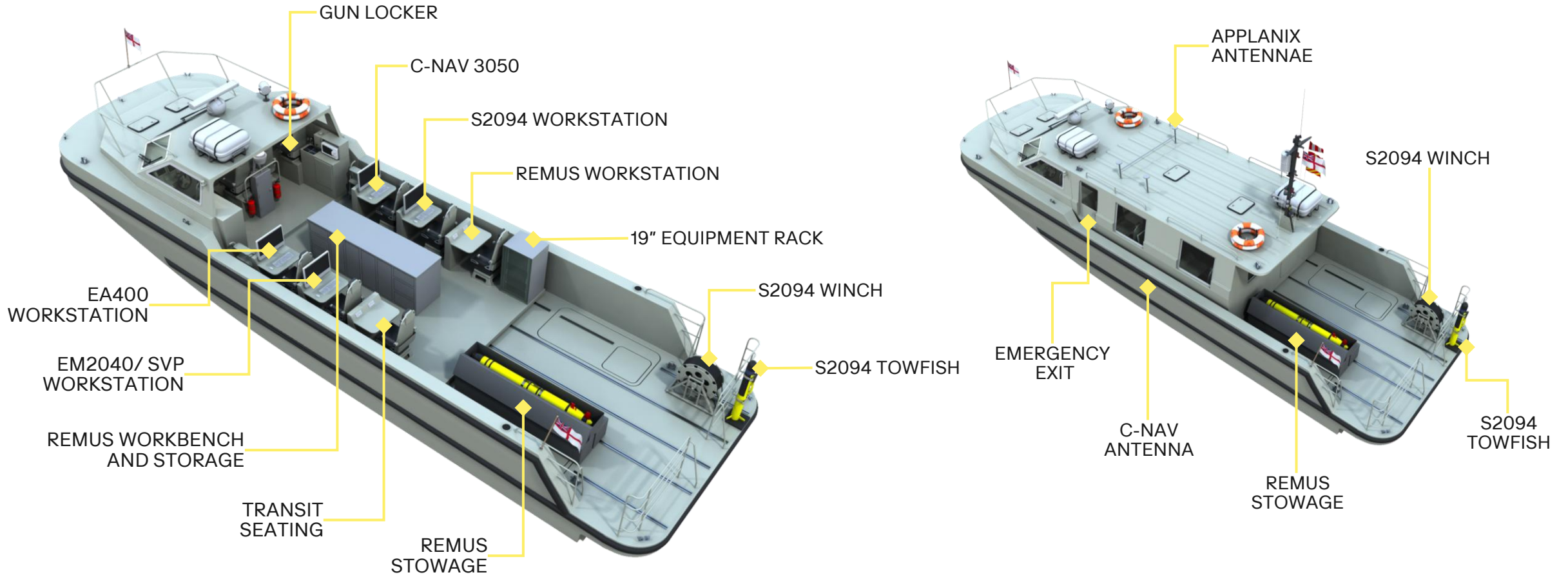
Performance

Product Options

In-Service Support

Contact

PRODUCT OPTIONS: SEA CLASS 15 OFFICER TRAINING MODULE



Product Overview

System Components

Key Features

Functionality


Performance

Product Options

In-Service Support

Contact

PRODUCT OPTIONS: SEA CLASS 18 SURVEY MOTOR LAUNCH



Product Overview

System Components

Key Features

Functionality

Performance

Product Options

In-Service Support

Contact



IN-SERVICE SUPPORT

SEA Class Workboats



- Product Overview
- System Components
- Key Features
- Functionality
- Performance
- Product Options
- In-Service Support**
- Contact

IN-SERVICE SUPPORT OPTIONS

BASIC SERVICE LEVEL

- ◆ Technical support / helpdesk
- ◆ Dedicated telephone support line
08:00 – 16:00 UK time zone
- ◆ Dedicated email address:
technical.support@uk.tkmsgroup.com
- ◆ Equipment survey and repairs

ON REQUEST SERVICES

- ◆ Training
- ◆ Training Needs Analysis (TNA)
- ◆ Technical publications
- ◆ Preventative and corrective maintenance
- ◆ Post Design Services (PDS)
- ◆ Modifications
- ◆ Configuration management
- ◆ Obsolescence management
- ◆ Spares ranging and scaling
- ◆ Failure reporting and corrective action

IN-SERVICE SUPPORT OPTIONS

ENHANCED SUPPORT

- ◆ After hours support
- ◆ Follow-up / refresher training
- ◆ Computer Based Training (CBT)
- ◆ Documentation support
- ◆ Interactive Electronic Technical Manual (IETM)
- ◆ Availability, Reliability and Maintainability (AR&M)
- ◆ Installation support and site survey
- ◆ Diver support

SUPPORT BENEFITS

World Class Support Services

- ◆ Expert support team
- ◆ Tailored support packages
- ◆ Global support network
- ◆ Expert field service support engineers
- ◆ Rapid survey and repair service

Cost

- ◆ Flexible
- ◆ Tailored
- ◆ Affordable



CONTACT

BARRY WEBSTER PRODUCT SALES MANAGER

barry.webster@uk.tkmsgroup.com
+44 (0) 7500061540
+44 (0) 1305 21 2495

ATLAS UK LTD.

Dorset Innovation Park
Winfrith Newburgh
Dorchester DT2 8ZB
United Kingdom

+44 (0) 1305 212400
tkmsgroup.com

Product Overview

System Components

Key Features

Functionality

Performance

Product Options

In-Service Support

Contact